



Kentucky High School Athletic Association

2280 Executive Drive ° Lexington, KY 40505 ° www.khsaa.org ° (859)299-5472 (859)293-5999 (fax)

MEMORANDUM

To: Superintendent, Principal, and Athletic Director
Fleming County High School

From: Brigid L. DeVries, Commissioner
Larry Boucher, Assistant Commissioner

Date: July 25, 2006

Subject: 2005-2006 Title IX Annual Report Forms Submission

Enclosed please find a copy of Form T-65, the 2005-2006 KHSAA Title IX Annual Report Submission Status Report. In addition, you may find an attachment with corrected copies of the forms submitted by your school personnel. Please review this information so the forms can be completed accurately in the future.

Also, KHSAA Audit Team Members may have requested resubmission of some of the 2005-2006 Annual Report Forms or need additional information on your athletic programs. Please submit this information by the date requested if this is applicable. Copies and all KHSAA Title IX documents must be kept current and included in your permanent Title IX File at the school. All documents are subject to Open Records Requests.

Should you need any further information, please do not hesitate to call anytime.

8



**KHSAA TITLE IX
ANNUAL REPORT SUBMISSION
STATUS REPORT
2005-2006**

*KHSAA Form T65
Revised 8/05*

TO: KHSAA Member School Superintendents, Principals, and Athletic Directors

FROM: Brigid L. DeVries, Commissioner
Larry Boucher, Assistant Commissioner

DATE: 7/21/2006

School	Fleming County High School	Reviewed by	Martha Mullins
--------	----------------------------	-------------	----------------

The following is a status report regarding the required 2005 - 2006 Title IX Annual Report submission of forms due into the KHSAA office by April 15, 2006. Appropriate KHSAA Audit Team personnel have reviewed these forms and the following is a summary of this review.

I. Checklist of Forms properly submitted in a satisfactory manner:

	GE 19 (Annual Verification)	X	T-35 (Budget Expenses)
	T-1 (Summary Program Chart 1)	X	T-36 (Budget Expenses)
	T-2 (Summary Program Chart 2)		T-41 (Checklist – Overall Interscholastic Program)
X	T-3 (Summary Program Chart 3)	X	T-60 (Corrective Action Plan)
X	T-4 (Summary Program Chart 4)	X	T-63 (Interscholastic Survey Results)

II. Status

A.		2005 – 2006 Forms are satisfactory and no further information or action is necessary at this time.
B.	X	Errors have been noted with respect to the following forms: T-2; a correct form has been attached to be placed in the school's permanent Title IX File.
C.	X	The following forms were omitted and must be submitted by school representatives: T-41, submit to the KHSAA by August 31, 2006. Include a revised T-60 if indicated by the data on T-41.
D.	X	Other Recommendation and Comments: Form GE-19 has boxes to be checked to confirm certain actions are taking place. Please resubmit the form by August 31, 2006.

2005-2006

KHSAA
Form T2
Rev. 9'05

**ACCOMMODATION OF INTERESTS AND ABILITIES
SUMMARY PROGRAM CHART 2**

Opportunities Test Two

Program		Column 1	Column 2	Column 3	Column 4	Column 5
		Number of Teams Currently Offered	Number of Participants	Number of Teams Added Since the beginning of the 2001-2002 School Year	Number of Participants Added Since the beginning of the 2001-2002 School Year	Percent of Total Participation By Sex Added Since the beginning of the 2001-2002 School Year
GIRLS	Row 1	varsity: 8	110	1	17	
	Row 2	j.v.: 3	22	2	22	
	Row 3	frosh: 2	19	2	19	
	Row 4	total: 13	151	5	58	38.4
BOYS	Row 5	varsity: 8	10.5	1	15	
	Row 6	j.v.: 3	44	1	11	
	Row 7	frosh: 1	9	0	0	
	Row 8	total: 12	158	2	26	16.4

For Column 1, list the number of interscholastic teams offered for girls and boys at each competitive level (varsity, junior varsity, and freshman). For girls, total each of the entries in Rows 1, 2, and 3 into Row 4. For boys, total Rows 5, 6, and 7 into Row 8.

For Column 2, list the number of participants at each level. For girls, total each of the entries in Rows 1, 2, and 3 into Row 4; For boys, total Rows 5, 6, and 7 into Row 8. **Note:** The totals in Row 4 for girls and in Row 8 for boys must be the same as the totals in Form T-1, Column 3, Rows 1 and 2 respectively.

For Column 3, list the number of interscholastic teams that have been added in the last five years at each competitive level. Count each team added during the 5 year period only one time. e.g. Girl's junior varsity soccer was added 3 years ago, count the team only once, not 3 times. For girls, total the entries in Rows 1, 2, and 3 into Row 4. For boys, total Rows 5, 6, and 7 into Row 8.



For Column 4, list the number of participants that are currently on each level of the teams that were added in the last five years. If a team was added previously but no longer exists, there are no current participants to be added for that team. For girls, total the entries in Rows 1, 2, and 3 into Row 4. For boys, total Rows 5, 6, and 7 into Row 8.

For Column 5, calculate the percentage of participants that have been added in the last five years. For girls, take the number in Column 4, Row 4 and divide by the number in Column 2, Row 4. For boys, take the number in Column 4, Row 8 and divide it by the number in Column 2, Row 8.

Note: If the percentage of current participants added in the last five years is 25% or greater, compliance with test two may be possible. If less than 25%, then compliance with test three should be analyzed. **CAUTION:** 25% is not a formal compliance standard.

Principal's Signature: Bruce Jones Date: 4/14/06

Mr. C. Adams





Kentucky High School Athletic Association

KENTUCKY HIGH SCHOOL ATHLETIC ASSOCIATION

TITLE IX

MEMBER SCHOOLS 2005-2006 ANNUAL REPORT FORMS

Submit to KHSAA
By April 15, 2006



Kentucky High School Athletic Association

TO: Superintendent, Principal and Athletic Director
KHSAA Member School

FROM: Larry Boucher, Assistant Commissioner



DATE: November 4, 2005

SUBJECT: Annual Title IX Self-Audit Report Forms
2005-2006 School Year

Enclosed are the forms that are to be used in compiling the data required to be submitted by your school in your Annual Title IX Self-Audit. Please review the forms thoroughly since minor changes have been made from last year. As you know from previous Annual Self-Audit Report submissions over the last six years, it is due to the Kentucky High School Athletic Association no later than April 15th, 2006.

For your annual convenience, these report forms may also be found on the KHSAA website, www.khsaa.org/titleix.

Please remember that the Student Interest Survey is required in this year's report, and is included in this packet. Please administer internally the Student Survey (using Form T-61). However, submit with your April 15, 2006 Report only the Summary (Form T-63). Also, please remember that now that we are surveying our students only every other year, the number of your Survey responses should equal at least 80% of your enrollment.

If you have any questions, feel free to contact us.



**2005-2006 KENTUCKY HIGH SCHOOL ATHLETIC ASSOCIATION
ANNUAL VERIFICATION OF TITLE IX PROCEDURES**
(To be submitted by April 15, 2006 along with other required forms)

KHSAA
Form GE19
Rev. 9/05

The Fleming County High School,
(Name of High School)

Flemingsburg, Kentucky
(City)

certifies to the Kentucky High School Athletic Association that the following is an accurate and true representation of the facts surrounding compliance with 20 U.S.C. Sections 1681-1688, et. Seq. (also known as Title IX)

I certify the following provisions in accordance with records at the school contained in the permanent Title IX file, and to the best of my knowledge have completed the following tasks (All boxes must be checked).

- Established a gender equity committee at the high school. (list committee personnel and provide attachment if necessary)

Name	Address	Phone	Title
Todd Messer	1658 Elizaville Rd.	606-845-6601	Asst. Principal – Title IX
Tamara Leadingham	1658 Elizaville Rd.	606-845-6601	Girls Golf Coach, Girls Softball Recorder, SBDM
Rick Hord	1658 Elizaville Rd.	606-845-6601	Vocational Ag Teacher and Grounds Keeper
Chris Davis	1658 Elizaville Rd.	606-845-6601	Girls Softball Coach
Steve Grannis	1658 Elizaville Rd.	606-845-6601	Counselor – Academics
Justin Moore	1658 Elizaville Rd.	606-845-6601	Teacher, Boys Basketball Coach - SBDM
Ritchie Gray	1658 Elizaville Rd.	606-845-6601	Football Player – Student
Erica Staggs	1658 Elizaville Rd.	606-845-6601	Girls Basketball, Volleyball, Track, Student
Charles Adams	1658 Elizaville Rd.	606-845-6601	Athletic Director – Title IX

- Scheduled a minimum of three meetings during the 2005-2006 school year on the following dates:
September 03, 2005
December 01, 2005
February 20, 2006

- Designated the following person(s) as the Title IX coordinator for the school:

Charles Adams	Athletic Director	1658 Elizaville Rd.	606-845-6601
Name	Title	Address	Phone

- Designated the following person(s) as the Title IX coordinator for the district:

Todd Messer	Assistant Principal – Title IX	1658 Elizaville Rd.	606-845-6601
Name	Title	Address	Phone

- School personnel are continuing to make periodic reviews of the boys' and girls' athletics program reflected in the Corrective Action Plan.

- In addition to the above information, the above referenced school maintains a complete permanent file relative to Title IX records including copies of the self-assessment audit, all corrective action plans, and other related materials.

Brad Souell
Principal's Signature

4/14/06 20
Date



**2005-2006 KENTUCKY HIGH SCHOOL ATHLETIC ASSOCIATION
ANNUAL VERIFICATION OF TITLE IX PROCEDURES**
(To be submitted by April 15, 2006 along with other required forms)

KHSAA
Form GE19
Rev. 9/05

The _____ High School, _____, Kentucky
(Name of High School) (City)

certifies to the Kentucky High School Athletic Association that the following is an accurate and true representation of the facts surrounding compliance with 20 U.S.C. Sections 1681-1688, et. Seq. (also known as Title IX)

I certify the following provisions in accordance with records at the school contained in the permanent Title IX file, and to the best of my knowledge have completed the following tasks (All boxes must be checked).

- Established a gender equity committee at the high school. (list committee personnel and provide attachment if necessary)

Name	Address	Phone	Title
<i>Attachment</i>			

- Scheduled a minimum of three meetings during the 2005-2006 school year on the following dates:

- Designated the following person(s) as the Title IX coordinator for the school:

Name	Title	Address	Phone

- Designated the following person(s) as the Title IX coordinator for the district:

Name	Title	Address	Phone

- School personnel are continuing to make periodic reviews of the boys' and girls' athletics program reflected in the Corrective Action Plan.

- In addition to the above information, the above referenced school maintains a complete permanent file relative to Title IX records including copies of the self-assessment audit, all corrective action plans, and other related materials.

Brod Sewell
Principal's Signature

4/14 2006
Date

Kelley J. Crain
Superintendent Signature

Wayne S. Lewis
School Board Chairpersons' Signature

(Send original copy to KHSAA - Maintain duplicate in Title IX school folder)



**2005-2006 KENTUCKY HIGH SCHOOL ATHLETIC ASSOCIATION
ANNUAL VERIFICATION OF TITLE IX PROCEDURES**
(To be submitted by April 15, 2006 along with other required forms)

KHSAA
Form GE19
Rev. 9/05

Kelley J. Crain

Superintendent Signature

Wayne S. Lewis

School Board Chairpersons' Signature

(Send original copy to KHSAA - Maintain duplicate in Title IX school folder)

2005-2006
ACCOMMODATION OF INTERESTS AND ABILITIES
SUMMARY PROGRAM CHART 1

KHSAA
Form T1
Rev. 9.05

Participation Opportunities Test One

		(Column 1)	(Column 2)	(Column 3)	(Column 4)
	Program	Enrollment	Percentage of Total Enrollment	Number of Interscholastic Participants (double and triple count)	Percentage of Total Participation
Row 1	GIRLS	382	53.5	151	48.86732%
Row 2	BOYS	332	46.5	158	51.13268%
Row 3	Totals	714	100%	309	100%

Instructions:

*Number of 8th grade students & below used in Column 3 and Column 4 calculations if applicable:

- Determine the total number of girls enrolled, (place in Row 1, Column 1). Determine the total number of boys enrolled, (place in Row 2, Column 1).
- Add the total number of girls and boys enrolled to determine total enrollment, (place in Row 3, Column 1).
- Calculate the percentage of total enrollment that is female. (Divide Row 1, Column 1 by row 3, Column 1 and place in Row 1, Column 2.) Calculate the percentage of total enrollment that is male. (Divide Row 2, Column 1 by Row 3, Column 1 and place in Row 2, Column 2.) Note: Row 1, Column 2 plus Row 2, Column 2 should total 100%.
- Ask the head coaches to review the most updated eligibility or squad lists for their teams. Ask coaches to confirm the names of those individuals who are on the team as of the first **date of competition**, and cross out the names of those who were cut from the team or quit the team prior to the first competitive event. Determine the total number of interscholastic athletics participants that are girls, (and place in Row 1, Column 3). In order to determine the total number of athletics participants, an individual should be counted each time he or she participates on a team. For example, if Jane Doe competes on the varsity volleyball team, the junior varsity volleyball team, the junior varsity basketball team, and the varsity softball team, she should be counted as four participants (**do not include club or intramural sports participants, cheerleaders, dance teams, or pom squads**). Calculate the same way for boys and girls. * In addition, should 8th grade students and below play on a Freshman, Junior Varsity, or Varsity team, they should also be counted for each team and sport on which they participate. If applicable, please asterisk the above notation as to how many 8th grade students & below are included in the totals. Using the same procedure, determine the total number of interscholastic athletic participants that are boys, (and place in Row 2, Column 3). Add Row 1, Column 3 plus Row 2, Column 3 to get total participants and place in Row 3, Column 3.
- Calculate the percentage of female participation. (Row 1, Column 3 divided by Row 3, Column 3 and place in Row 1, Column 4.) Calculate the percentage of male participation. (Row 2, Column 3 divided by Row 3, Column 3 and place in Row 2, Column 4.) Note: Row 1, Column 4 plus Row 2, Column 4 should total 100%.

Note: While being within three percent is not a formal compliance standard; if the percent listed in Row 1, Column 4 is within 3% of Row 1, Column 2, then it provides a good target within which compliance is likely.

Principal's Signature: *Paul Sorey* Date: 4/19/06

**ACCOMMODATION OF INTERESTS AND ABILITIES
SUMMARY PROGRAM CHART 2**

Participation Opportunities Test Two

			Column 1	Column 2	Column 3	Column 4	Column 5
Program			Number of Teams Currently Offered	Number of Participants	Number of Teams Added Since the beginning of the 2001-2002 School Year	Number of Participants Added Since the beginning of the 2001-2002 School Year	Percent of Total Participation By Sex Added Since the beginning of the 2001-2002 School Year
GIRLS	Row 1	varsity:	8	110	1	17	
	Row 2	j.v.:	3	22	2	22	
	Row 3	frosh:	2	19	2	19	
	Row 4	total:	13	151	5	58	38.4
BOYS	Row 5	varsity:	8	10.5	1	15	
	Row 6	j.v.:	3	44	1	11	
	Row 7	frosh:	1	9	0	0	
	Row 8	total:	12	158	2	26	16.4

- For Column 1, list the number of interscholastic teams offered for girls and boys at each competitive level (varsity, junior varsity, and freshman). For girls, total each of the entries in Rows 1, 2, and 3 into Row 4. For boys, total Rows 5, 6, and 7 into Row 8.
- For Column 2, list the number of participants at each level. For girls, total each of the entries in Rows 1, 2, and 3 into Row 4. For boys, total Rows 5, 6, and 7 into Row 8. **Note:** The totals in Row 4 for girls and in Row 8 for boys must be the same as the totals in Form T-1, Column 3, Rows 1 and 2 respectively.
- For Column 3, list the number of interscholastic teams that have been added in the last five years at each competitive level. Count each team added during the 5 year period only one time. e.g. Girl's junior varsity soccer was added 3 years ago, count the team only once, not 3 times. For girls, total the entries in Rows 1, 2, and 3 into Row 4. For boys, total Rows 5, 6, and 7 into Row 8.
- For Column 4, list the number of participants that are currently on each level of the teams that were added in the last five years. If a team was added previously but no longer exists, there are no current participants to be added for that team. For girls, total the entries in Rows 1, 2, and 3 into Row 4. For boys, total Rows 5, 6, and 7 into Row 8.
- For Column 5, calculate the percentage of participants that have been added in the last five years. For girls, take the number in Column 4, Row 4 and divide by the number in Column 2, Row 4. For boys, take the number in Column 4, Row 8 and divide it by the number in Column 2, Row 8.

Note: If the percentage of current participants added in the last five years is 25% or greater, compliance with test two may be possible. If less than 25%, then compliance with test three should be analyzed. **CAUTION:** 25% is not a formal compliance standard.

Principal's Signature: Bruce Jones Date: 4/14/06

2005-2006
ACCOMMODATION OF INTERESTS AND ABILITIES
SUMMARY PROGRAM CHART 3

Participation Opportunities Test Three

FOR ANY QUESTION ANSWERED "YES" IDENTIFY THE RESPECTIVE SPORT(S).

	GIRLS (Yes / No)		BOYS (Yes / No)
1. For a sport not currently played at the interscholastic level (varsity, junior varsity, or freshman) in your school, is there an intramural team offered for that sport?	No		No
2. For a sport <u>not</u> currently offered in your interscholastic athletics program, is there sufficient interest to form a viable interscholastic team based on participation on an intramural team or community recreation teams?	No		No
3. For a sport <u>not</u> currently offered, is there sufficient interest, based on your most recent Student Interest Survey, to form a viable interscholastic team based on student responses from the interscholastic survey? If yes, what sport?	No		Yes Wrestling
4. For a sport currently offered at the varsity level only, is there sufficient interest, based on your most recent Student Interest Survey, to form a viable team for a junior varsity or freshman team that is not currently offered?	No		No
5. For a sport currently offered at the junior varsity or freshman level is there sufficient interest, based on your most recent Student Interest Survey, to form a varsity team not currently offered?	No		No
6. If you answered YES to question (1), (2), (3), (4), or (5), are there enough high schools in your geographic area offering the sport (at the appropriate level) to allow for the development of a reasonable schedule of competition?	No		No

Principal's Signature:  Date: 4-14-06

2005-2006
ACCOMODATION OF INTERESTS AND ABILITIES
SUMMARY PROGRAM CHART 4

Levels of Competition Test One

		Column 1	Column 2	Column 3
Girls	Team Levels	Number of Teams Currently Offered	Number of Participants	Percentage of Participants at Each Level
Row 1	varsity:	8	110	72.84768
Row 2	j.v.:	3	22	14.56954
Row 3	frosh:	2	19	12.58278
Row 4	total:		151	100%
Boys				
Row 5	varsity:	8	105	66.45569
Row 6	j.v.:	3	44	27.8481
Row 7	frosh:	1	9	0.056960
Row 8	total:		158	100%

- 1) Column 1, list the number of interscholastic teams offered for girls and boys at each competitive level; varsity, junior varsity, and freshman. (Refer to Form T-2, Accommodation of Interests and Abilities, Summary Program Chart 2, Column 1.)
- 2) For Column 2, list the number of participants at each level. For girls, total the entries in Rows 1, 2, and 3 into Row 4. For boys, total the entries in Rows 5, 6, and 7 into Row 8. (Refer to Form T-2, Accommodation of Interests and Abilities, Summary Program Chart 2, Column 2.)
- 3) For Column 3, calculate the percentage of female and male participants at each level.
For girls' varsity, junior varsity, and frosh, respectively:
 - Divide Column 2, Row 1 by Column 2, Row 4, and place the percentage in Column 3, Row 1.
 - Divide Column 2, Row 2 by Column 2, Row 4, and place the percentage in Column 3, Row 2.
 - Divide Column 2, Row 3 by Column 2, Row 4, and place the percentage in Column 3, Row 3.
 -
 For boys' varsity, junior varsity, and frosh, respectively:
 - Divide Column 2, Row 5 by Column 2, Row 8, and place the percentage in Column 3, Row 5.
 - Divide Column 2, Row 6 by Column 2, Row 8, and place the percentage in Column 3, Row 6.
 - Divide Column 2, Row 7 by Column 2, Row 8, and place the percentage in Column 3, Row 7.

Principal's Signature: Brod Bonnell Date: 4/14/06

**2005-2006
ACTUAL EXPENDITURES - PROGRAM COMPARISON CHART I
TO INCLUDE BOOSTER CLUB FUNDING**

Participation info
G = 49% < 19%
B = 51% > 19%

	equipment and supplies		travel		awards		coaches' salaries (to include supplemental and extended employment; dollar amount needed)		facilities improvements		publications (if sport-specific)	
	Expenditures		Expenditures		Expenditures		Expenditures		Expenditures		Expenditures	
	School	Booster	School	Booster	School	Booster	School	Booster	School	Booster	School	Booster
TOTALS	G = 13,700 B = 14,502		G = 8,000 B = 4,962		G = 18,897 B = 1,914		G = 1,342 B = 52,556		G = 1,032 B = 1,466			
G basketball	4190.76	674.80	1840.06	1176.00	617.06	0	16516.00	0	0	0	460.00	0
B basketball	4376.00	237.62	846.21	776.01	473.60	0	14780.00	0	0	0	460.00	0
G softball	1643.21	418.62	337.10	643.91	183.42	0	4300.00	0	392.00	0	77.90	0
B baseball	1212.40	273.60	416.00	374.80	111.00	0	3500.00	0	286.00	0	41.80	0
G cross country	301.62	0	173.60	0	86.01	0	1000.00	0	0	0	17.82	0
B cross country	276.39	0	173.60	0	86.01	0	1000.00	0	0	0	17.82	0
G golf	976.42	0	91.76	76.40	53.06	0	1500.00	0	0	0	0	0
B golf	261.60	0	82.90	34.91	41.72	0	1500.00	0	0	0	0	0
G soccer	1428.70	0	327.40	417.61	387.60	0	1500.00	0	563.00	0	117.00	0
B soccer	1167.50	0	209.60	211.86	214.40	0	1500.00	0	563.00	0	117.00	0
G swimming	1126.32	0	191.60	0	111.40	0	1000.00	0	0	0	0	0
B swimming	847.48	0	122.34	0	87.61	0	1000.00	0	0	0	0	0

30% G = 54,343
70% B = 126,907
191,250

1. Total expenditures on T-35 and T-36 on the 2005-2006 year report due by April 15, 2006, should reflect the total monies spent (rounded off to nearest hundred) for the entire school year of 2004-2005 ending June 30, 2005.
G = 30,116
B = 47,640

2. Booster Club Funding/Contributions must be included in the expenditures total.

Date: 4/14/06

Principal's Signature: *Bud Sovell*

**2005-2006
ACTUAL EXPENDITURES - PROGRAM COMPARISON CHART 2
TO INCLUDE BOOSTER CLUB FUNDING**

	equipment and supplies		travel		awards		coaches' salaries (to include supplemental and extended employment; dollar amount needed)		facilities improvements		publications (if sport-specific)	
	Expenditures		Expenditures		Expenditures		Expenditures		Expenditures		Expenditures	
	School	Booster	School	Booster	School	Booster	School	Booster	School	Booster	School	Booster
G track	763.09	0	163.70	0	87.60	0	1500.00	0	387.00	0	43.00	0
B track	468.76	0	163.70	0	87.60	0	1500.00	0	387.00	0	43.00	0
G tennis												
B tennis												
G volleyball	2176.00	0	317.60	422.06	362.70	84.00	2800.00	0	0	0	316.00	0
B wrestling												
G (list sport)												
B football	9206.40	1174.00	416.22	0	811.30	0	22860.00	0	51320.00	0	786.00	0
G (list sport)												
B (list sport)												

2743
2651
479
82,523

1. Total expenditures on T-35 and T-36 on the 2005-2006 year report due by April 15, 2006, should reflect the total monies spent (rounded off to nearest hundred) for the entire school year of 2004-2005 ending June 30, 2005.

2. Booster Club Funding/Contributions must be included in the expenditures total.

(Football Press Box \$51320.00)

Indicate percentage of total expenditures for each gender:

#	Gender	Ratio	Expenditures	Percentage
158	Boys	51	\$124081.00	70.51%
157	Girls	49	\$51892.00	29.49%
	Total:		\$175973.00	100%

Date: 4/14/06

Principal's Signature: *Bud Bruy*

2005-2006 INTERSCHOLASTIC ATHLETICS STUDENT SURVEY

KHSAA
Form T61
Rev. 9/05

1. Is the School District offering the interscholastic sport(s) you want to play?
401 - Yes
68 - No, I want to play - Archery
216 - I am not interested in athletics

2. During the **fall season**, which KHSAA sanctioned sport would you like to play?
110 - Football
93 - Girls' Volleyball
43 - Boys' Cross Country
30 - Girls' Cross Country
21 - Boys' Golf
30 - Girls' Golf
82 - Boys' Soccer
81 - Girls' Soccer
61 - I would not participate

3. During the **winter season**, which KHSAA sanctioned sport would you like to play?
220 - Boys' Basketball
184 - Girls' Basketball
26 - Boys' Swimming & Diving
21 - Girls' Swimming & Diving
103 - Boys' Wrestling
32 - Boys' and Girls' Indoor Track
58 - I would not participate

4. During the **spring season**, which KHSAA sanctioned sport would you like to play?
69 - Boys' Track
72 - Girls' Track
22 - Girls' Tennis
18 - Boys' Tennis
86 - Girls' Slow Pitch Softball
81 - Girls' Fast Pitch Softball
93 - Boys' Baseball
153 - I would not participate

5. Do you participate in intramural sports? If you do, which sports(s)?
216 - Yes, Church Leagues & Summer Leagues BBK and Softball
341 - No

6. Which intramural sports, if any, would you like to see added?
None

7. Do you participate in non-school sport activities? If you do, which sport(s)?
216 - Yes, Church Basketball & Softball
341 - No

8. Are you currently participating in interscholastic athletics during any season?
303 - Yes
296 - No Why don't you participate in interscholastic athletics?
132 - I prefer other activities such as band, chorus, etc.
113 - I don't have time
54 - The practice schedules and game times are inconvenient
63 - The sport I like isn't offered
11 - It's too expensive
91 - I prefer to participate in club or intramural sports
211 - Working
Other _____

9. Do you have any suggestions to encourage participation?
Different Coaches

10. Please list OTHER SPORTS you are interested in participating in and the sports season.

Sport	Season
Soccer	Spring
Volleyball	Spring

OPTIONAL

Name: _____

Age: _____

Male: _____

Female: _____

(check one)



2005-2006 INTERSCHOLASTIC ATHLETICS SURVEY Summary of Student Responses

KHSAA Form T-63 Rev. 9/05

School Name: Fleming County High School
School Enrollment: 714 (SHOULD AGREE WITH FORM T-1)
Date: 4-10-2006
Completed By: Charles Adams AD

Instructions:

- 1. Summarize the Student Athletics Interest Surveys Form T-61 by listing the total number of responses on the line next to each sport.
2. Under the Other Category please provide a listing of the sports as well as the number of students who are interested in participating.
3. Please sign and date this Summary Form (T-63) and mail this Summary Form only to the KHSAA by April 15, 2006. Do not mail the student surveys (Form T-61). However, these Forms should be maintained in your files in the event they are requested subsequently.

Handwritten number 683

683 Number of Surveys
602 Total Returned (A minimum of 80% return is expected)
Grades Surveyed (Should be grades 9-11 and 8th grade if school has a feeder system)

How Was The Survey Administered? Homeroom
(e.g. was it given in all English classes, or all home rooms, or advisee/advisor?)

KHSAA Sanctioned Fall Sports (List Total Number of Participation Responses)

43 Cross Country (Girls)
30 Cross Country (Boys)
110 Football (Boys)
30 Golf (Girls)
21 Golf (Boys)
81 Soccer (Girls)
82 Soccer (Boys)
93 Volleyball (Girls)

Minutes of Equity Gender Meeting
Minutes Recorder – Tamara Leadingham
Date – September 03, 2005

- Discussed Football Press Box being finished before Homecoming.
- Discussed budgets for the new Soccer Teams and Coaches salary.
- Softball Field needed sand for the infield.
- Purchased a set of new Volleyball uniforms for Freshman team which was needed.
- Reviewed the improvement plan that had been finalized and completed.
- Discussed the possibility of hiring a Volleyball Assistant Coach due to the Freshman Team – which we did Mrs. Teresa Johnson.
- Meeting adjourned by Assistant Principal Todd Messer.

Members Present

Charles Adams – AD *Charles Adams*
Todd Messer – Assistant Principal Title IX Coordinator *Todd Messer*
Justin Moore – SBDM Council *Justin Moore*
Rick Hord – Vocational AG Teacher – Parent *Rick Hord*
Tamara Leadingham – Recorder – Girls Golf Coach
Robert Orem – Girls Volley Ball & Girls BBK *Robert Orem*
Chris Davis – Girls Softball *Chris Davis*
Erica Staggs – Student – Basketball – Track - Volleyball player
Ritchie Gray – Student – Football – Basketball - Track

Minutes of Equity Gender Meeting
Minutes Recorder – Tamara Leadingham
Date – December 01, 2005

- Meeting discussing Winter Sports Program Girls and Boys Basketball, Boys and Girls Indoor Track.
- Warm ups were purchased for the Indoor Track Team which was discussed and acted upon by Equity Gender Committee
- Warm ups were purchased
- Assistant Coach to be provided for the Indoor Track Team because of numbers that was approved by the Board of Education
- Football Press Box was completed for the 2005 Season.
- The school financed a trip for Cross Country Ron Duncan who qualified for Nationals in Maryland.

Members Present

Charles Adams – AD

Todd Messer – Assistant Principal Title IX Coordinator

Justin Moore – SBDM Council

Rick Hord – Vocational AG Teacher – Parent

Tamara Leadingham – Recorder – Girls Golf Coach

Robert Orem – Girls Volley Ball & Girls BBK

Chris Davis – Girls Softball

Erica Staggs – Student – Basketball – Track - Volleyball player

Ritchie Gray – Student – Football – Basketball - Track

Minutes of Equity Gender Meeting
Minutes Recorder – Tamara Leadingham
Date – February 20, 2006

- Discussed work on the Softball Field which had to be done for the upcoming season.
- The infield had to have more sand added to it.
- The outfield needs top soil added in certain areas.
- New home plate installed, more brush removal for foul ball down behind the fence line on third base.
- Purchase seven new uniform tops because of numbers.
- The soccer field will have work done on it in May.
- Top soil and reseeded.
- All the above has been completed with the exception of the soccer field.

Members Present

Charles Adams – AD

Todd Messer – Assistant Principal Title IX Coordinator

Justin Moore – SBDM Council

Rick Hord – Vocational AG Teacher – Parent

Tamara Leadingham – Recorder – Girls Golf Coach

Robert Orem – Girls Volley Ball & Girls BBK

Chris Davis – Girls Softball

Erica Staggs – Student – Basketball – Track – Volleyball player

Ritchie Gray – Student – Football – Basketball - Track

2005-2006
TITLE IX

CORRECTIVE ACTION PLAN

SCHOOL NAME

Fleming County High School

DIRECTIONS:

1. For Column 1, indicate the intended area which needs corrective action in order to achieve gender equity. For Column 2, write the suggested change or activities that will correct the area in need of alteration. For Column 3, include the estimated completion date for the changes or activities.
2. It is possible to attain compliance with Title IX and no longer need "corrective" action. However, the KHSAA strongly encourages compliant schools to identify items for improvement (Column 1), activities to accomplish the improvement (Column 2) and a timetable for completion (Column 3) that will strengthen the athletic program.
3. You may copy this form as needed. Please attach corrective action plans along with audit forms and submit by April 15, 2006.

COLUMN 1 ITEM FOR CORRECTION/ IMPROVEMENT	COLUMN 2 SUGGESTED CHANGE/ ACTIVITIES	COLUMN 3 TIME TABLE FOR CORRECTIVE ACTION/ COMPLETION
Would like to improve the Soccer Concession Stand and Storage Area	Do away with the wood structure and have done in cement block	August 2008

Principal's Signature: *Bud Sorey*

Date: *4/14/06*